

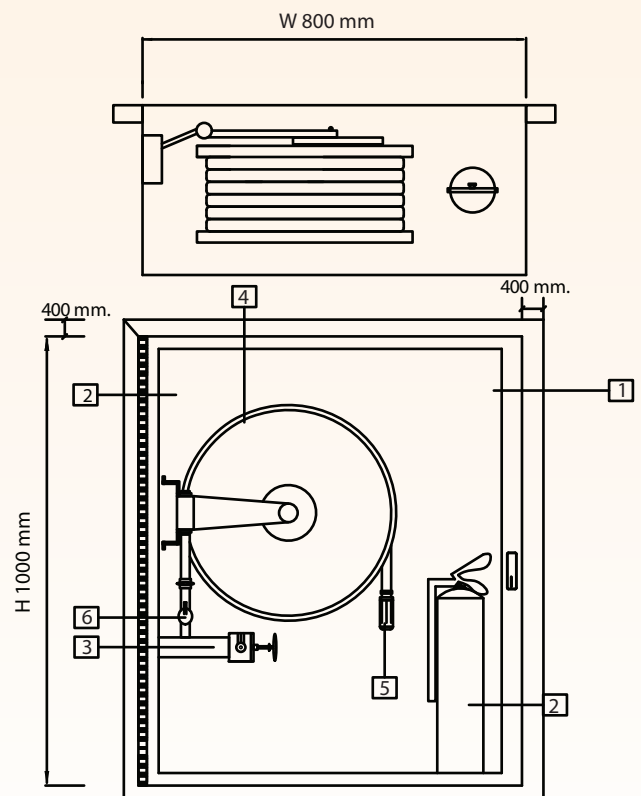
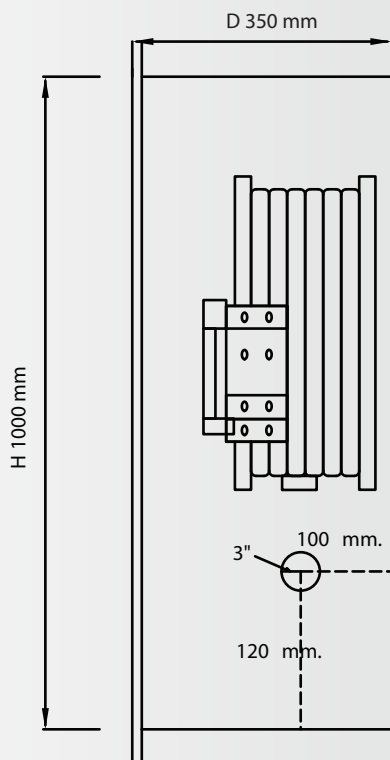


# Fire Hose Cabinet

## Fire Hose Reel : Recessed



1. FIRE HOSE CABINET SIZE H1000 X W800 X D350 MMS. MADE OF #16 STEEL, SAFTYGLASS-PANELLED FRONTDOOR. HIGNED CONTINUOUSLY WITH PUSH TO OPEN DEVICE & KEYLOCK. PAINTED RED & BAKED, FOR WALL RECESSED MOUNTING
2. DRY CHEMICAL FIRE EXTINGUISHER, 10 LBS.
3. 2 1/2 INCH CAST BRASS UL/FM 300LB, FIRE DEPT. ANGLE HOSE VALVE WITH 2 1/2 INCH CAST BRASS INSTANTANEOUS COUPLING ADAPTOR WITH CAP AND CHAIN
4. AUTOMATIC RECESSED HOSE REEL COMPLETE SET TO BS 5274-1985 WITH 1" PVC HOSE
5. 1" PLASTIC JET SPRAY NOZZLE
6. 1" BALL VALVE UL/FM



MODEL : Recessed Mounting



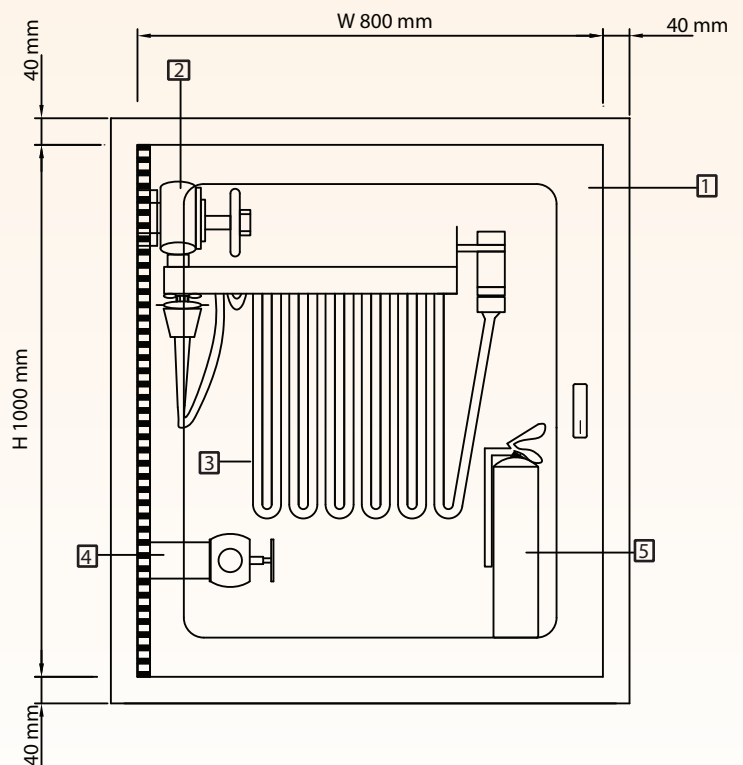
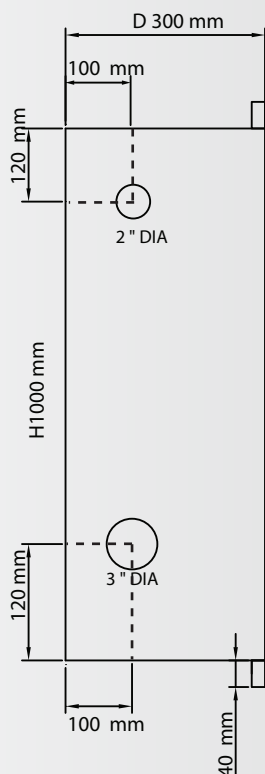
# Fire Hose Cabinet

## Fire Hose Rack : Recessed



### ILLUSTRATION

1. FIRE HOSE CABINET SIZE H1000 X W800 X D300 MMS.  
MADE OF #18 STEEL, SAFTYGLASS-PANELLED FRONTDOOR.  
HIGNED CONTINUOUSLY WITH PUSH TO OPEN DEVICE &  
KEYLOCK. PAINTED RED & BAKED, FOR WALL RECESSED  
MOUNTING
2. 1.5" CAST BRASS ANGLE HOSE VALVE
3. 1.5" x 100 Ft. FIRE HOSE with BRASS PIN LUG Coupl. 1.5"
4. 2.5" CAST BRASS ANGLE HOSE VALVE 2.5 ' CAST BRASS  
INSTANTANEOUS COUPLING ADAPTOR, CAP AND CHAIN
5. ABC DRY CHEMICAL FIRE EXTINGUISHER, CAP. 10 LBS.



MODEL : Recessed Mounting